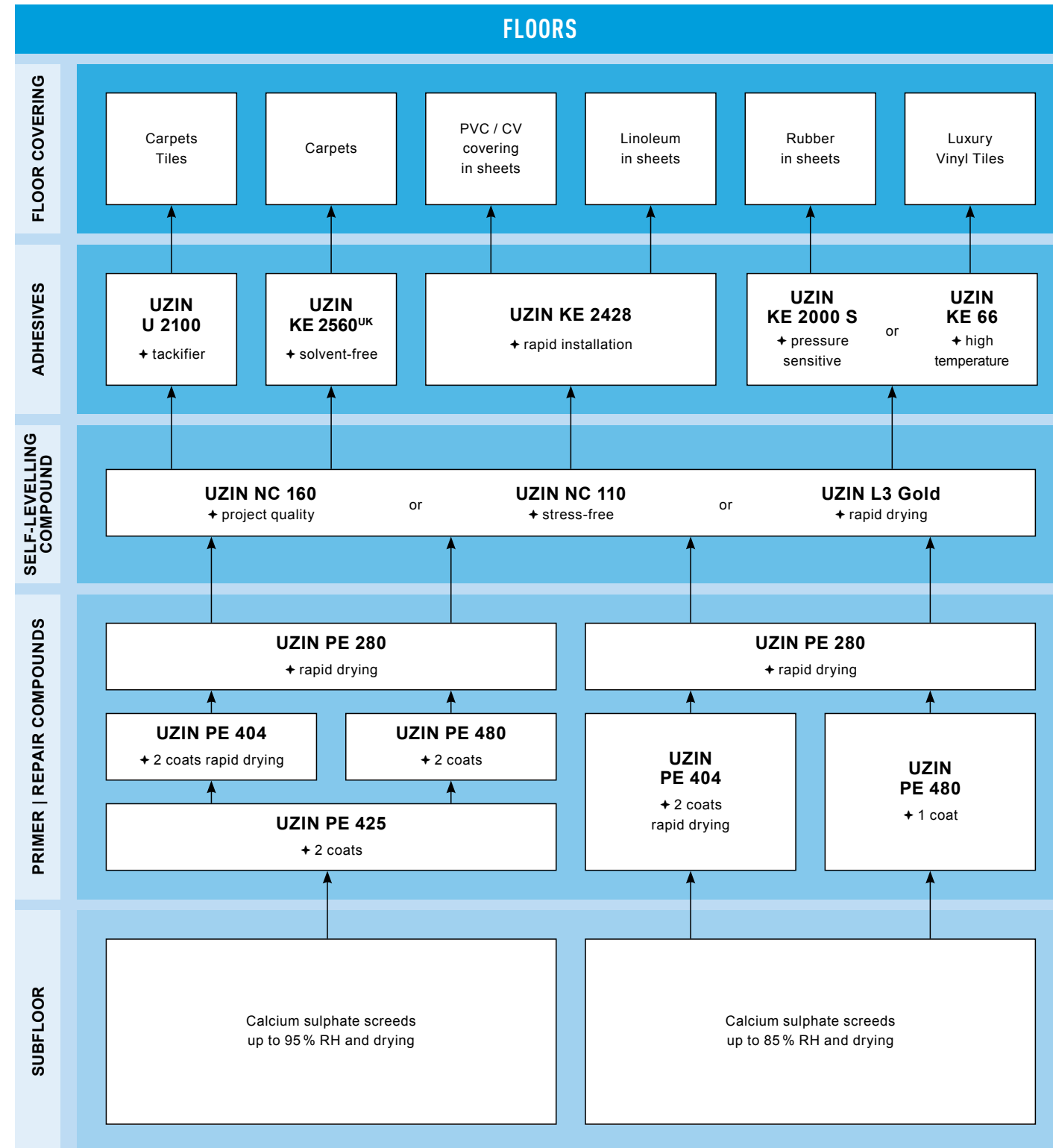


# System Recommendation

A variety of different floor coverings can be installed by combining different UZIN products depending on your requirements.



The recommendations described should only be used as a guide. Detailed product data sheets are available from [www.uzin.co.uk](http://www.uzin.co.uk) which should be used as a reference when using the products.

# CALCIUM SULPHATE SCREEDS NEED UZIN!

Protect calcium sulphate screeds against residual moisture up to 95 % RH\*



UZIN | A brand of Uzin Ltd.  
 Unit 2, Mitchell Court | Central Park, Rugby | Warwickshire, CV23 0UY  
 Phone +44 (0) 1788 530 080 | Fax +44 (0) 1788 536 508  
 E-mail [info@uzin.co.uk](mailto:info@uzin.co.uk) | [www.uzin.co.uk](http://www.uzin.co.uk)

07.2015.07.2015/XXX/MS



# Protect calcium sulphate screeds against residual moisture up to 95% RH\*

## Calcium sulphate screeds need UZIN.

UZIN is renowned for innovating new products and systems to meet the needs of flooring contractors, architects and clients. The industry has seen a growth in the use of anhydrite screeds but has failed to find an answer for adequate protection against moisture. Until now! After several years of rigorous testing, UZIN has developed a solution. With this innovative system, calcium sulphate screeds can be permanently protected against residual moisture up to 95% RH.

## Projects can now be expedited.

Waiting for damp anhydrite screeds to dry are now a thing of the past. The new UZIN system allows projects to be completed much quicker and avoids long delays. Whether you have a standard job or a large special project, calcium sulphate screeds need UZIN.

## Perfect installation systems.

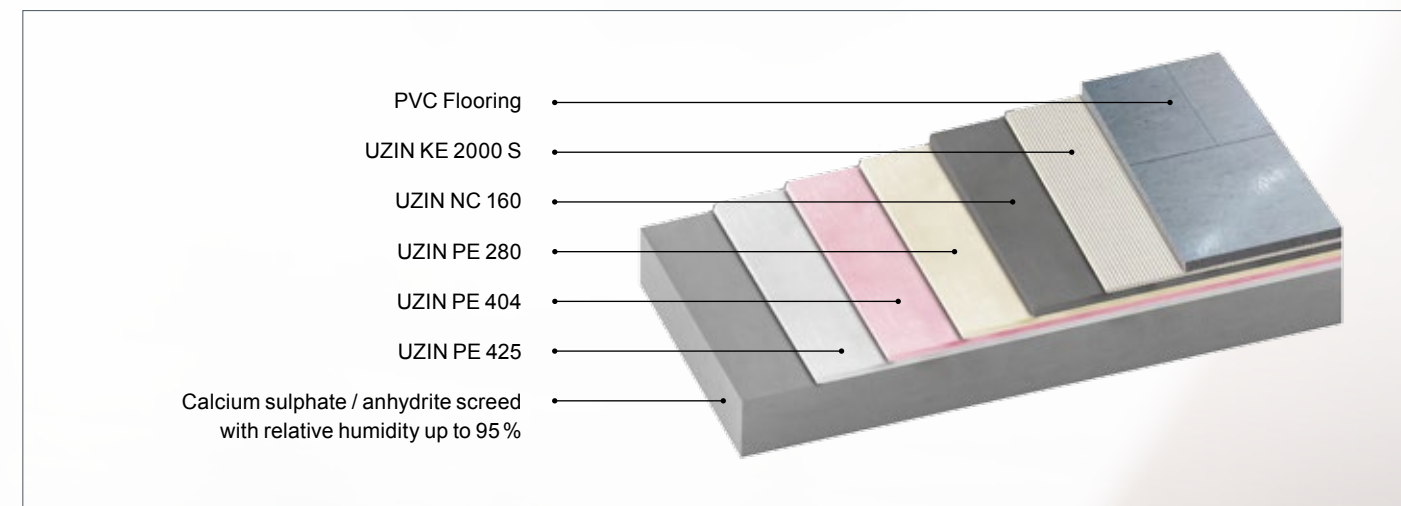
What makes our product range so special? We think in systems, not just individual products. Therefore you can carry out each step of the system quickly and easily. If you should require any help or advice our technical service team is always there for support.

## Better for the environment.


All the products within the system are solvent free and carry the EC 1 Plus award for very low emissions. The products provide the most environmentally friendly approach for installing floor coverings and meet the guidelines of environmental rating systems such as LEED and BREEAM. The products are also written into the NBS software, ensuring they can be specified.




## The system




## Step by step guide:



1 The substrate must be dry, free from cracks, clean, free from laitance and other materials, which would impair adhesion. Remove any dirt or dust from the calcium sulphate screed with an industrial vacuum cleaner.




2 Mix parts A & B of UZIN PE 425 together. Slowly add 6 litres of water and mix again. Then apply onto the substrate using a UZIN Nylon Fibre Roller until the calcium sulphate screed is saturated. Allow to dry for 1 to 2 hours. Then apply a second coat onto the substrate. Allow to dry for at least 12 to 48 hours.




3 Apply a coat of UZIN PE 404 resin DPM onto the substrate using the UZIN Nylon Fibre Roller, ensuring the whole surface is completely covered. Allow to dry for approximately 1 hour. Once dry apply a second coat and allow to dry for another hour.



4 Use a UZIN Nylon Fibre Roller to apply a thin coat of UZIN PE 280 primer and allow to dry for approximately 45 minutes.





5 Once dry apply a smoothing compound such as UZIN NC 160. Mix the sack contents with approx. 4.8 – 5.2 litres of water until smooth and lump free. Spread UZIN NC 160 onto the substrate using a UZIN Screed Rake or Screed Trowel. Remove any air using a spike roller and allow to dry. UZIN NC 160 is ready for foot traffic after 2 hours and ready to receive the floor covering after approximately 20 hours.





6 Choose a suitable adhesive for installing the floor covering such as UZIN KE 2000 S for PVC, lino or luxury vinyl tiles. Apply evenly onto the substrate using a suitable notched trowel. Install the covering, rub down over the whole area and after approximately 20 minutes, rub down again or roll.


## The products

UZIN PE 425		Penetrating Primer
		
<b>The basis for the DPM system.</b> <ul style="list-style-type: none"> <li>• Deeply penetrating epoxy resin</li> <li>• Excellent reinforcing effect</li> <li>• Solvent free</li> </ul>		
<b>Article No.</b>	<b>Pack Size</b>	
64968	2 x 3 kg canisters	

UZIN PE 404		Resin DPM
		
<b>Rapid drying resin DPM for use up to 95% RH.</b> <ul style="list-style-type: none"> <li>• Quick drying, 2 coats dry in 2 hours</li> <li>• Ready mixed and easy to use</li> <li>• Solvent free</li> </ul>		
<b>Article No.</b>	<b>Pack Size</b>	
75419	10 kg	

UZIN PE 280		Super-Fast Primer
		
<b>Quick drying primer with carbon-fibre technology.</b> <ul style="list-style-type: none"> <li>• Rapid drying, within 45 minutes</li> <li>• Improves adhesion between the DPM and smoothing compound</li> <li>• Solvent free</li> </ul>		
<b>Article No.</b>	<b>Pack Size</b>	
47523	12 kg	
47522	5 kg	

UZIN NC 160		Heavy Duty Smoothing Compound
		
<b>Cementitious smoothing compound for use up to 20 mm.</b> <ul style="list-style-type: none"> <li>• High strength</li> <li>• Easy to rub down</li> <li>• Excellent absorbency</li> </ul>		
<b>Article No.</b>	<b>Pack Size</b>	
70690	20 kg	

UZIN KE 2000 S		Pressure Sensitive Adhesive
		
<b>Pressure sensitive adhesive for PVC, rubber and luxury vinyl tiles.</b> <ul style="list-style-type: none"> <li>• Excellent early and final strength</li> <li>• Very long working time, up to 2 hours</li> <li>• Solvent free</li> </ul>		
<b>Article No.</b>	<b>Pack Size</b>	
6770	14 kg	
6771	6 kg	
64943	2 kg	

\* Up to 95% RH for calcium sulphate screeds and suitable for under floor heating up to 90% RH (see the product data sheets for all products).